

Beds By George, Inc.®

Standard Specifications

Ask about custom heights, taller doors, floor clearance options, etc.

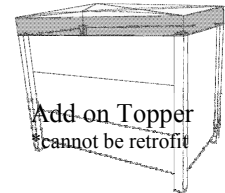

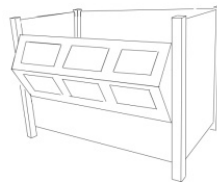
Mattress *Height to Floor 24"-30"
 Door *Height to Floor 56"-62"
 Door Ht. above Mattress 32"
 Floor *Clearance 5 1/2"

Mattress Sizes: Twin
 Ext Twin
 Full
 Queen

Innerspring mattress with dual side padding, fire retardant, medical vinyl cover

Max weight 250lb
 One Piece locking doors
 5 year warranty on frame
 3" optional casters available

**Height dimensions may vary based upon options selected.*



Hi Side Door System

Beds By George, Inc. is a family owned company that manufactures durable safety beds for children with special needs, disabled, medically fragile and people who just need additional security during sleep and nighttime hours. Beds By George, Inc. is proud to manufacture safety beds for people of all ages ranging from infant to adult.


Handcrafted, our designs incorporates the latest innovations in sleep safety and patient development.

- Solid wood construction
- Safety doors that open fully for easy caregiver access and "lock" securely when closed
- **Meets or exceeds the CPSC safety standards**
- **Meets or exceeds FDA entrapment standards**
- Optional Clear View acrylic panels allow for excellent visibility, giving comfort to patient and caregiver
- Concealed hardware reduces the risk of injury and improves aesthetics.
- Built using highest grade material and hardware, improving safety and durability.
- All beds include 5 year frame warranty

Beds By George, Inc.®
 51690 Creekside Drive
 Granger, IN 46530
 574-298-0390

Optional Sleep Surface Functions

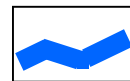
Fixed Height
 Flat Surface



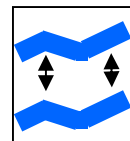
Fixed Height w/
 Adjustable Head up to
 60° (manual)



Fixed Height with
 Articulation (electric)



Adjustable Height
 (HiLo) with
 Articulation (electric)



Twin, Ext Twin Only